


The LED External Tube w/ external driver system can dramatically reduce energy usage up to 70% providing significantly lower operating costs. One driver for 1, 2, 3 or 4 LED tubes available.

-Aluminum & Plastic



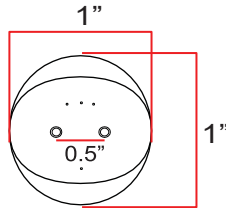
-Nano All Plastic Lens



Driver



DIMENSIONS



24"/36"/48"

CERTIFICATIONS



FEATURES

- Can be dimmable or non dimmable
- Special circuit design, having the single broken LED influence problem
- External Class 2 Driver System
- Soft and wide light emitting
- Ultra slim and unlimited design and various dimensions available
- Minimize labor and recycling costs
- No infrared rays, no ultraviolet radiation, and no thermal effect
- UL Type C
- 5 Year Manufacturer's Warranty

COMMON TECHNICAL DATA

Color Temperature	3000K-5000K
Beam Angle	120° (Aluminum/PC) 240° (NanoPlastic)
CRI	>80
Operation Temperature	-4°F to 122°F
Efficiency	130 LPW
Input Voltage	AC100-277V
Frequency	50-60Hz
Power Supply Efficiency	90%
Rated Life	50,000 hours
Power Factor	More than 0.90
LED Type	SMD 2835
Housing	Aluminum/PC Nano All PlasticLens

This product has a warranty for a period of 5 years from the date of purchase. The warranty is invalid in the case of improper installation, tampering, or removal of the Q.C. date label. Installation in an improper working environment or installation not according to the current edition of the National Electric Code also invalidates the warranty. Should this product fail during the warranty period, it will be replaced free of charge, subject to correct installation and return of the faulty unit. Ecomax does not accept responsibility for any installation costs associated with the replacement of this product. This warranty is in addition to the statutory rights in the country of purchase. Ecomax reserves the right to alter specifications without prior notice.

PRODUCT SPECIFICATION

Model Number	Dimmable/ Non-Dimmable	Length (FT)	Wattage	Color	Lumens	Multiple Driving Type	Driver	Wire Input
ZY-T8(P)-10W600 BONT	Non-Dimmable	2FT	10W	3000K-5000K	1300	One driver for 1, 2, 3 or 4 tubes	External	Two End
ZY-T8(P)-10W600 BODT	Dimmable							
ZY-T8(P)-10W900 BONT	Non-Dimmable	3FT	10W	3000K-5000K	1300	One driver for 1, 2, 3 or 4 tubes	External	Two End
ZY-T8(P)-10W900 BODT	Dimmable							
ZY-T8(P)-12W1200 BONT	Non-Dimmable	4FT	12W	3000K-5000K	1620	One driver for 1, 2, 3 or 4 tubes	External	Two End
ZY-T8(P)-12W1200 BODT	Dimmable							
ZY-T8(P)-15W1200 BONT	Non-Dimmable	4FT	15W	3000K-5000K	1950	One driver for 1, 2, 3 or 4 tubes	External	Two End
ZY-T8(P)-15W1200 BODT	Dimmable							
ZY-T8(P)-18W1200 BONT	Non-Dimmable	4FT	18W	3000K-5000K	2340	One driver for 1, 2, 3 tubes	External	Two End
ZY-T8(P)-18W1200 BODT	Dimmable							
ZY-T8(P)-22W1200 BONT	Non-Dimmable	4FT	20W	3000K-5000K	2860	One driver for 1, 2, 3 tubes	External	Two End
ZY-T8(P)-22W1200 BODT	Dimmable							

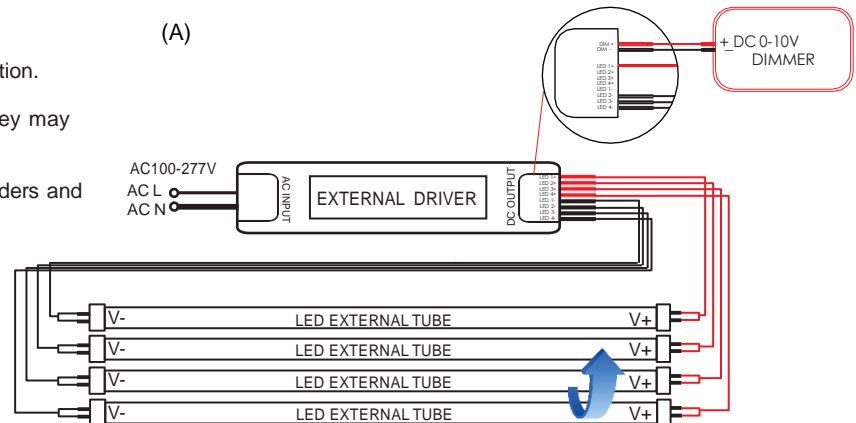
ORDERING GUIDE

ZY	T8/T8P	10W/12W/ 15W/18W/22W	600/900/1200	B	O	DT/NT	3000K-5000K
Company Code	Housing Type	Wattage	Length	2835 LED	External Driver	Input Type	CCT

INSTALLATION INSTRUCTIONS

Direct Replacement Procedure:

1. Turn OFF power to the fixture at the breaker panel before installation.
2. Open the diffuser from the light fixture.
3. Remove the fluorescent tubes and dispose of these properly as they may contain mercury.
4. Make the new wire connection (A) to the branch circuit and.
5. Install the LED tubes ensure the pins are firmly seated in lamp holders and close the diffuser.
6. Switch ON power to the fixture at the breaker panel.



* Image shown is one driver for 4 pieces of tubes

CAUTION

- Risk of fire- do not install this lamp in a pre-heated luminaire.
- Loose or damaged end caps and/or lamp holders need to be replaced before installation.
- Risk of electric shock- make installation with gloves.
- Use only in place of fluorescent lamps specified on label.
- These lamps are intended for use with emergency exists.
- These lamps are to be used with a light dimmer.
- If the lamp or luminaire exhibits undesirable operation (i.e. buzzing, flickering, etc.), immediately turn off power and remove the lamp from luminaire and contact manufacturer.
- Not suitable for wet locations.
- Do not make mass installation before sample testing.

DRIVER SPECIFICATION

Product Code	Dimmable	Input Voltage	DC Voltage	DC Currency	Quantity of tube	Luminair Information	
						Wattage of each tube	Tube Model
ZY-DR-WG01-3	Non-Dimmable	AC100-277V	28-40V	300mA	1	10W	ZY-T8-10W600 BONT, ZY-T8-10W900 BONT
ZY-DR-WG01-1	Non-Dimmable	AC100-277V	28-40V	380mA	1	15W	ZY-T8-15W1200 BONT
ZY-DR-WG01-2	Non-Dimmable	AC100-277V	28-40V	540mA	1	18W or 22W	ZY-T8-18W1200 BONT,ZY-T8-22W1200 BONT
ZY-DR-WG02-1	Non-Dimmable	AC100-277V	28-40V	700mA	1	30W	ZY-T8-30W1200 BONT
ZY-DR-WG01-2	Non-Dimmable	AC100-277V	28-40V	540mA	2	10W	ZY-T8-10W600 BONT, ZY-T8-10W900 BONT
ZY-DR-WG02-2	Non-Dimmable	AC100-277V	28-40V	600mA	2	12W	ZY-T8-12W1200 BONT
ZY-DR-WG02-1	Non-Dimmable	AC100-277V	28-40V	700mA	2	15W	ZY-T8-15W1200 BONT
ZY-DR-WG17-2	Non-Dimmable	AC100-277V	24-34V	1000mA	2	18W or 22W	ZY-T8-18W1200 BONT, ZY-T8-22W1200 BONT
ZY-DR-WG02-1	Non-Dimmable	AC100-277V	28-40V	700mA	3	10W	ZY-T8-10W600 BONT, ZY-T8-10W900 BONT
ZY-DR-WG17-2	Non-Dimmable	AC100-277V	24-34V	1000mA	3	12W	ZY-T8-12W1200 BONT
ZY-DR-WG17-2	Non-Dimmable	AC100-277V	24-34V	1000mA	3	15W	ZY-T8-15W1200 BONT
ZY-DR-WG18-2	Non-Dimmable	AC100-277V	28-40V	1680mA	3	18W	ZY-T8-18W1200 BONT
ZY-DR-WG18-4	Non-Dimmable	AC100-277V	28-40V	1470mA	3	22W	ZY-T8-22W1200 BONT
ZY-DR-WG17-2	Non-Dimmable	AC100-277V	28-40V	1000mA	4	10W	ZY-T8-10W600 BONT, ZY-T8-10W900 BONT
ZY-DR-WG18-4	Non-Dimmable	AC100-277V	24-34V	1470mA	4	12w	ZY-T8-12W1200 BONT
ZY-DR-WG18-4	Non-Dimmable	AC100-277V	28-40V	1470mA	4	15W	ZY-T8-15W1200 BONT

ZY-DR-WG10-1	Dimmable	AC100-382V	28-40V	300mA	1	10W	ZY-T8-10W600 BODT, ZY-T8-10W900 BODT
ZY-DR-WG10-2	Dimmable	AC100-382V	28-40V	380mA	1	15W	ZY-T8-15W1200 BODT
ZY-DR-WG10-3	Dimmable	AC100-382V	28-40V	540mA	1	18W or 22W	ZY-T8-18W1200 BODT,ZY-T8-22W1200 BODT
ZY-DR-WG10-3	Dimmable	AC100-382V	28-40V	540mA	2	10W	ZY-T8-10W600 BODT, ZY-T8-10W900 BODT
ZY-DR-WG11-2	Dimmable	AC100-382V	28-40V	600mA	2	12w	ZY-T8-12W1200 BODT
ZY-DR-WG11-1	Dimmable	AC100-382V	28-40V	700mA	2	15W	ZY-T8-15W1200 BODT
ZY-DR-WG21-1	Dimmable	AC100-277V	28-40V	1000mA	2	18W or 22W	ZY-T8-18W1200 BODT, ZY-T8-22W1200 BODT
ZY-DR-WG11-1	Dimmable	AC100-382V	28-40V	700mA	3	10W	ZY-T8-10W600 BODT, ZY-T8-10W900 BODT
ZY-DR-WG21-1	Dimmable	AC100-277V	28-40V	1000mA	3	12w	ZY-T8-12W1200 BODT
ZY-DR-WG21-1	Dimmable	AC100-277V	28-40V	1000mA	3	15W	ZY-T8-15W1200 BODT
ZY-DR-WG19-5	Dimmable	AC100-277V	28-40V	1680mA	3	18W	ZY-T8-18W1200 BODT
ZY-DR-WG19-6	Dimmable	AC100-277V	28-40V	1500mA	3	22W	ZY-T8-22W1200 BODT
ZY-DR-WG21-1	Dimmable	AC100-277V	28-40V	1000mA	4	10W	ZY-T8-10W600 BODT, ZY-T8-10W900 BODT
ZY-DR-WG19-6	Dimmable	AC100-277V	28-40V	1500mA	4	12W	ZY-T8-12W1200 BODT
ZY-DR-WG19-6	Dimmable	AC100-277V	28-40V	1500mA	4	15W	ZY-T8-15W1200 BODT