
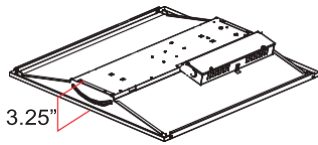
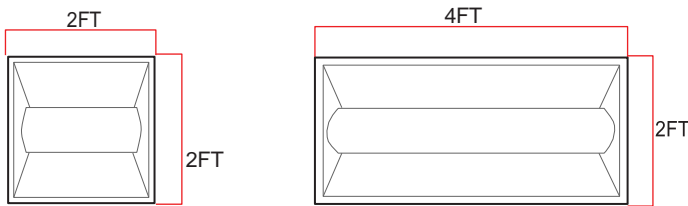


The LED Magic Troffer is typically used to replace 2x2 and 2x4 fluorescent troffers. The panels are designed to lay in drop ceilings in offices, schools, showrooms, airports, retail locations, and healthcare facilities. Ultra modern design with an industry leading 130 lumens per watt.



DIMENSIONS



CERTIFICATIONS



FEATURES

- Quick installation in under five minutes
- External UL Listed Class-2 Constant Current Driver
- Multiple mounting options
- Suitable for damp locations
- Minimize labor and recycling costs
- Ease of installation and maintenance
- 0-10V dimming
- 7 Year Manufacturer's Warranty
- Emergency Battery option available

COMMON TECHNICAL DATA

Color Temperature	3000K to 5000K
Beam Angle	120 Degrees
CRI	> 80
Operation Temperature	-22°F to 104°F
Efficiency	More than 130 LPW
Input Voltage	100-277VAC, *382V Available
Input Frequency	50/60Hz
Power Factor	More than 0.99
Rated Life	100,000 hours
LED Type	SMD 2835
Housing	Aluminum
Dimming	0-10V

WARRANTY

This product has a warranty for a period of 5 years from the date of purchase. The warranty is invalid in the case of improper installation, tampering, or removal of the Q.C. date label. Installation in an improper working environment or installation not according to the current edition of the National Electric Code also invalidates the warranty. Should this product fail during the warranty period, it will be replaced free of charge, subject to correct installation and return of the faulty unit. Ecomax does not accept responsibility for any installation costs associated with the replacement of this product. This warranty is in addition to the statutory rights in the country of purchase. Ecomax reserves the right to alter specifications without prior notice.

PRODUCT SPECIFICATION

Product Number	Length (FT)	Wattage	Color	Lumens	Dimmable	Voltage
ZY-T4-25W XDZ	2'x2'	25W	3000K-5000K	3375	0-10V	AC100-277V/AC100-382V
ZY-T4-36W XDZ	2'x2'	36W	3000K-5000K	4860	0-10V	AC100-277V/AC100-382V
ZY-T7-25W XDZ	2'x4'	25W	3000K-5000K	3375	0-10V	AC100-277V/AC100-382V
ZY-T7-36W XDZ	2'x4'	36W	3000K-5000K	4860	0-10V	AC100-277V/AC100-382V
ZY-T7-50W XDZ	2'x4'	50W	3000K-5000K	6750	0-10V	AC100-277V/AC100-382V

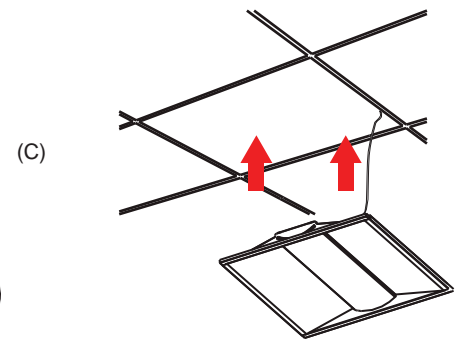
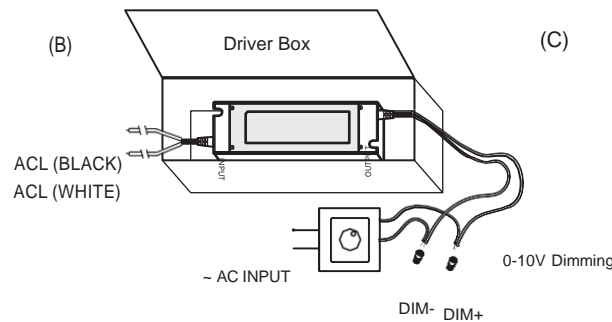
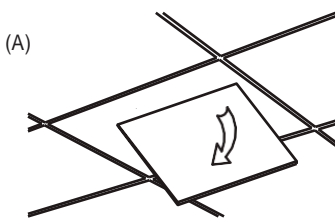
ORDERING GUIDE

ZY Company Code	T4/T7 Size	25W/36W/50W Wattage	XDZ Dimming	3000K-5000K CCT
--------------------	---------------	------------------------	----------------	--------------------

INSTALLATION INSTRUCTIONS

Retrofit Procedure:

1. Turn OFF power to the fixture at the breaker panel before installation.
2. Open the diffuser from the light fixture.
3. Remove the fluorescent tubes and dispose of these properly as they may contain mercury.
4. Remove the ballast cover and disconnect host fixture ballast from main.
5. Remove the fixture (A).
6. Open Driver box and connect AC wires and dimming wires (B).
7. Secure close Driver box and lay-in troffer into the ceiling (C).
8. Switch ON power to the fixture at the breaker panel



CAUTION

- Risk of fire- do not install this lamp in a pre-heated luminaire.
- Risk of electric shock- make installation with gloves.
- Access above ceiling required. DO NOT cover fixture with insulation liner or similar material.
- These lamps are to be used with a light dimmer.
- If the lamp or luminaire exhibits undesirable operation (i.e. buzzing, flickering, etc.), immediately turn off power and remove the lamp from luminaire and contact manufacturer.
- Do not make mass installation before sample testing.