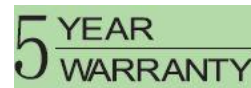


150W LED SHOEBOX AREA LIGHT

Product Features



- High efficiency LED Driver, the wide range input voltage AC120-277V or AC200-480V;
- Lumileds LED high luminous efficiency and long life.
- Cast aluminium design, better cooling and easy replacement, light quality, LED Tj < 85°C.
- Excellent optical design, greatly improve the light utilization and evenness.
- Photocell Control and Motion Sensor Available (Option)



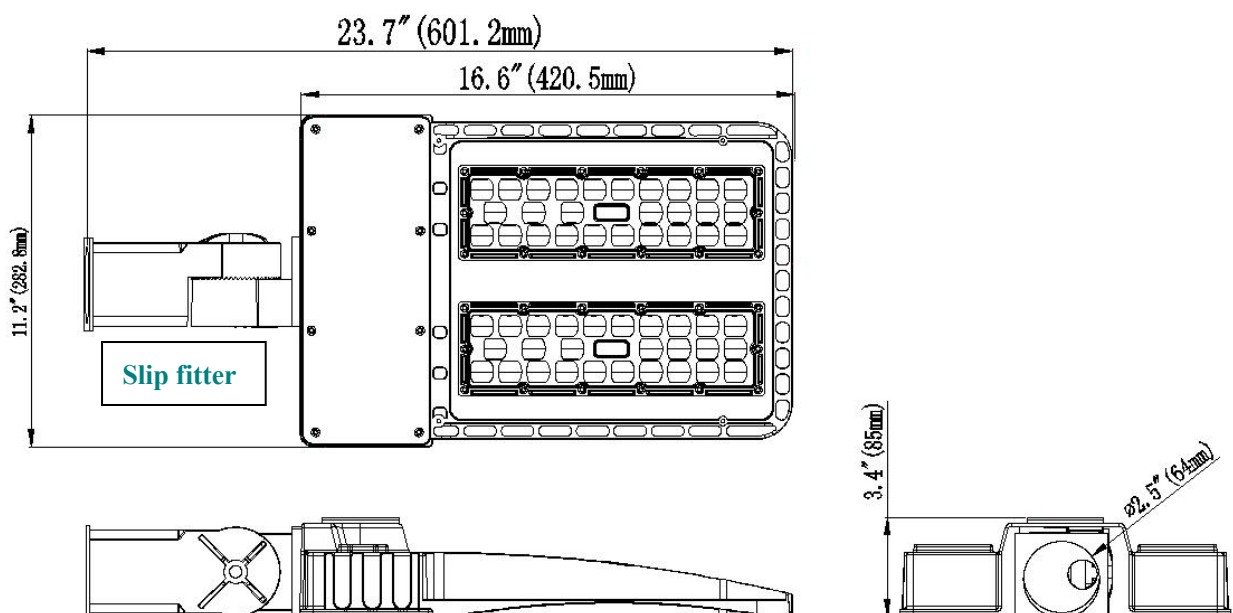
Product Applications

ECOMAX SHOEBOX AREA LIGHT series can be widely used in Urban roads, Industrial areas, Residential areas, Sidewalks, Parking lot, Schools, Gardens and etc.

Structure Features

- **Shell materials:** Aluminum & PC.
- **Finish:** Dark Bronze/White
- **Net weight:** 13.23 lbs
- **Packing Size:** 26 " * 13.8 " * 7.3 "

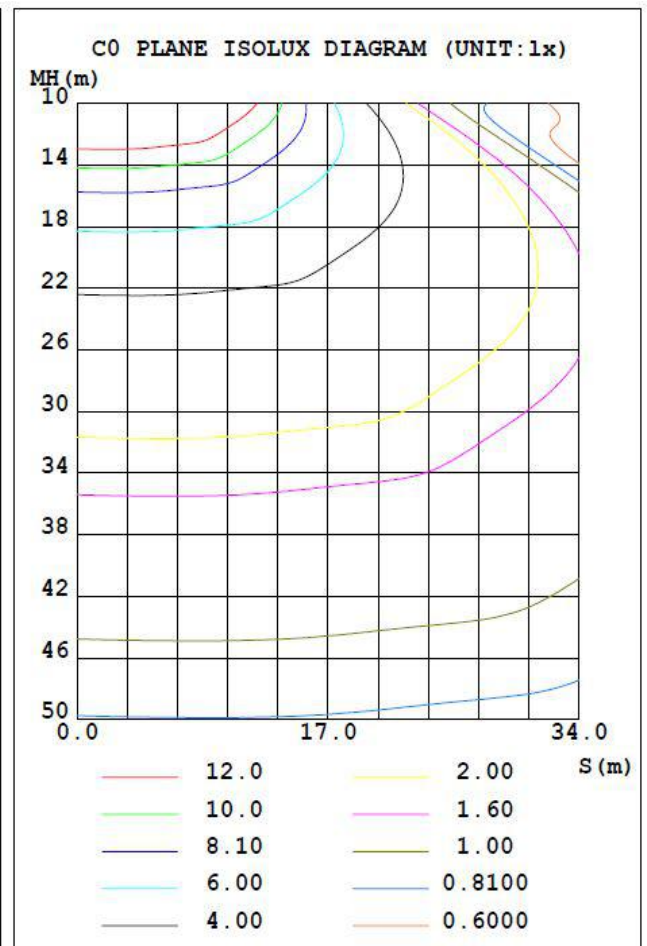
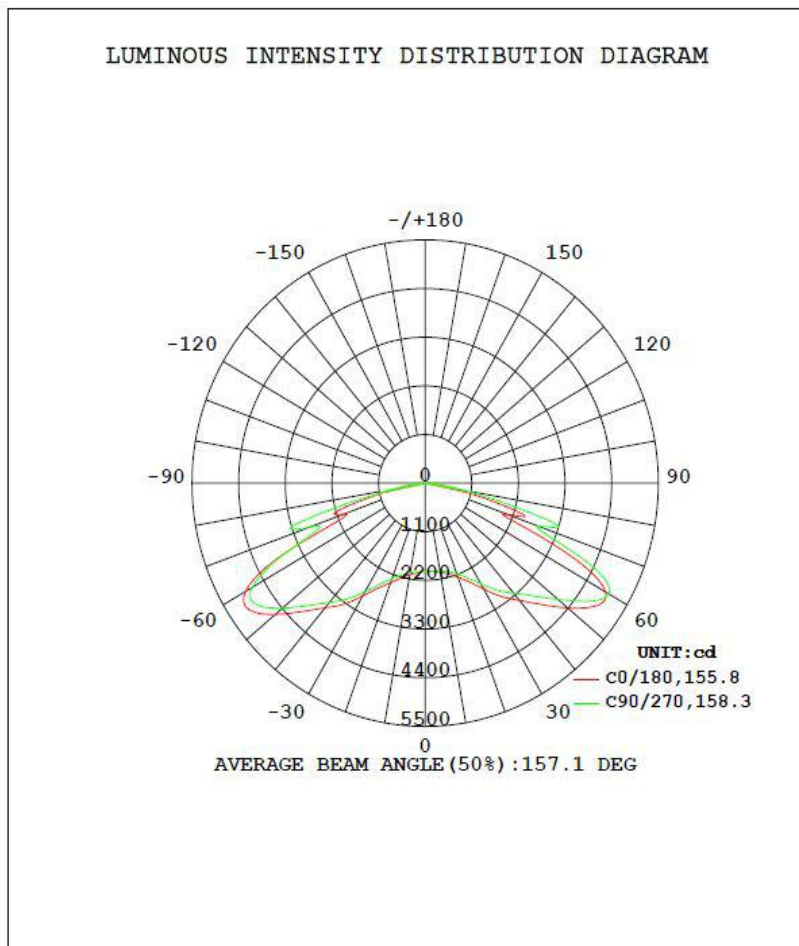
Unit: inch



■ Technical Parameters

Type	WSD-SB15W27-XXK-Z-TN-U-Y WSD-SB15W48-XXK-Z-TN-U-Y		
Power	150W	Lighting Angle	Type II, Type III, Type IV, Type V
Input Voltage	AC120-277V AC200-480V	LED Brightness Decay	<5%/6000 hrs
PF	>0.95	Working Life	>50000 hrs
Driver Efficiency	>90%	Working Temperature	-22F - +113F
Luminous Flux	18670Lm	Storage Temperature	-40F - +176F
Color Temperature	4000K/5000K/5700K	Protection Level	Wet Location/IP65
CRI	Ra>80	Cable	3 core, 18AWG

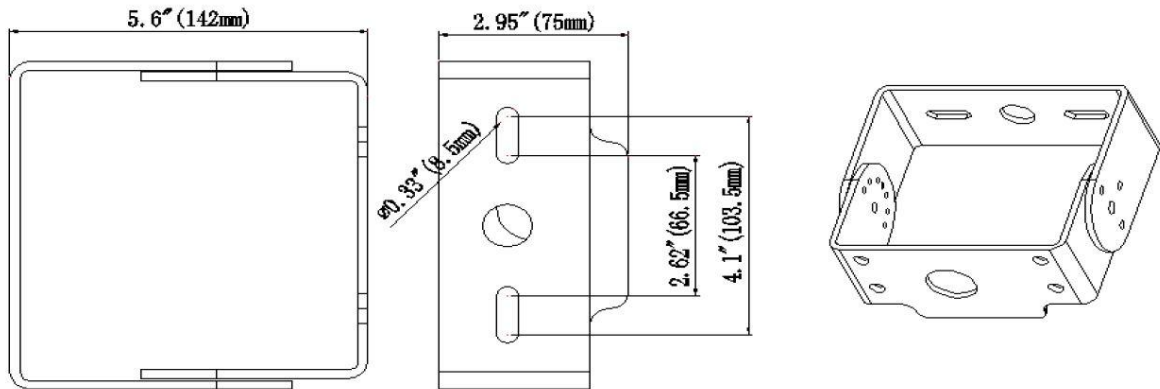
■ Photometry and Type V:



■ Accessory Option:

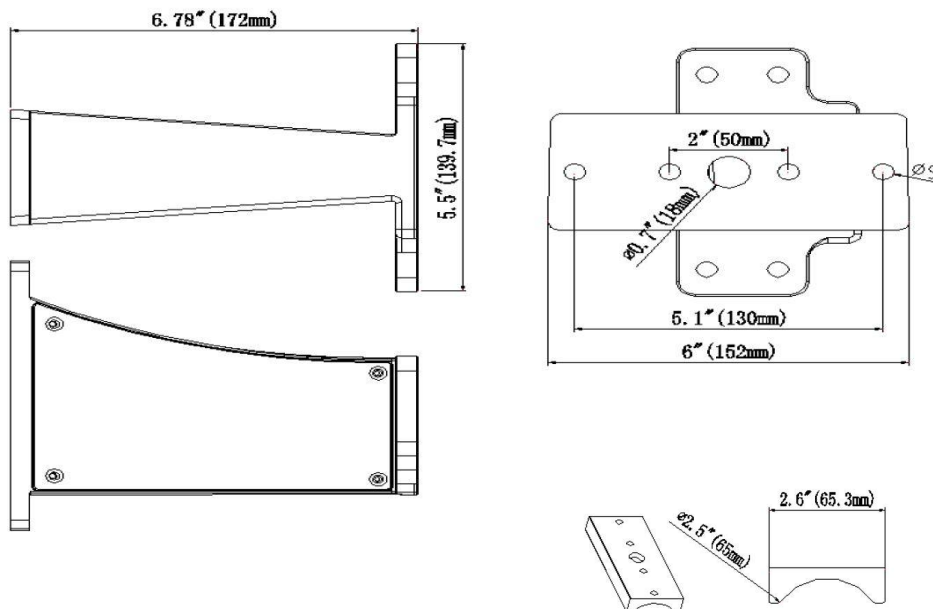
II T: TRUNNION MOUNTING

Dimensions of the trunnion

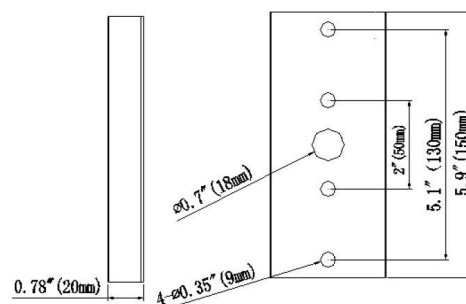


III A1: ARM MOUNTING FOR SQUARE POLE

Arm dimensions



■ ARM Adaptor for Round Pole:



● ORDERING INFORMATION:

EXAMPLE: WSD-SB 15W 27-40K-D-T5-S-P

WSD	SB	10W	27	50K	D	T5	S	P
Co.Code	Product	Power	Voltage	Color Temp	Finish	IES	Mount	Control
	SB SHOEBOX LIGHT	06W(60W) 10W(100W) 15W(150W) 20W(200W) 30W(300W)	27 AC120-277V 48 AC200-480V	40K (4000K) 50K (5000K) 57K (5700K) ± 500K	D Dark Bronze W White B Black	T2 TypeII T3 TypeIII T4 Type IV T5 TypeV	S Slip fitter T Trunnion A Arm	P 120-277V Photocell 10V Dimming1-10V M Motion Sensor

While “XX” may be any digits represented color temperature;
 “Z” may be D or W represented color,
 “N” can be 2, 3 or 5 represented type of lighting distribution;
 “U” can be S, A or T mounting.
 “Y” may be “P” or blank represented type of photoelectric Switches
 “10V” be dimming 1-10V Control
 “M” be Motion Sensor Control.

■ Product Certifications

