


Product Pictures



- Lumileds LED, high luminous efficiency and long working life.
- High efficiency LED Driver, the wide range input voltage AC120-277V.
- Cast aluminium cooling design better cooling, better cooling, light quality, LED Tj < 85°C.
- Excellent Optics design, greatly improve the light utilization and evenness.
- Photocell Control Available (Option)



Product Applications

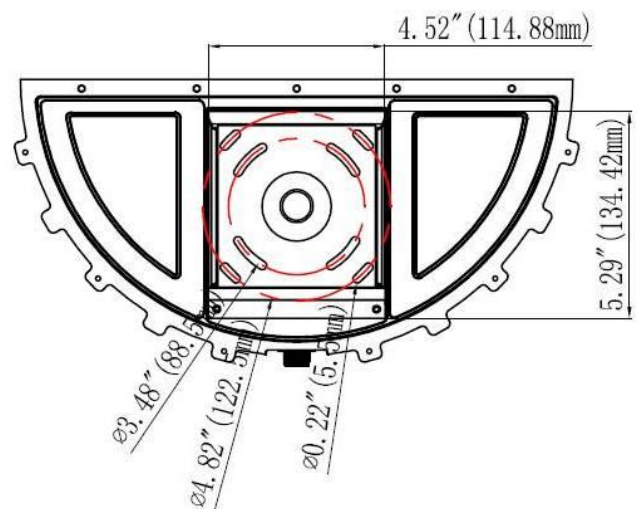
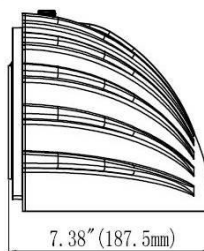
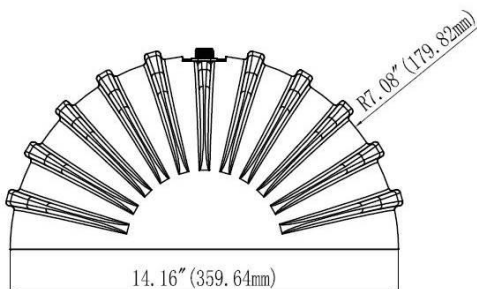
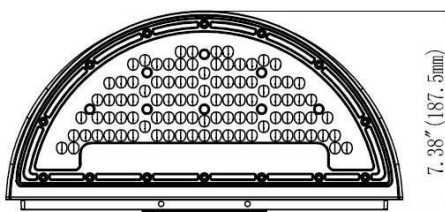
Ideal for General site lighting, Alleys, Loading docks, Doorway, Pathway and Parking areas, Replace existing HID wall packs etc.

Structure Features

- Shell materials: Aluminum & PC
- Finish: Dark Bronze
- Net weight: 8.0lbs

Unit: inch(mm)

Technical Parameters



■ Technical Parameters

Type	WSD-BWP07W27-50K		
Power	70W	Lighting Angle	45*90°
Input Voltage	AC120-277V	LED Brightness Decay	<5%/6000 hrs
PF	>0.95	Working Life	>50000 hrs
Driver Efficiency	>90%	Working Temperature	-22F - +113F
Luminous Flux	8347Lm	Storage Temperature	-40F - +176F
Color Temperature	5000K	Protection Level	Wet Location/IP65
CRI	Ra>80	Cable	Input Connect, No cable

■ Light Distribution Curve (Clear Lens)

