

SUN-SB-60W-211X-1601

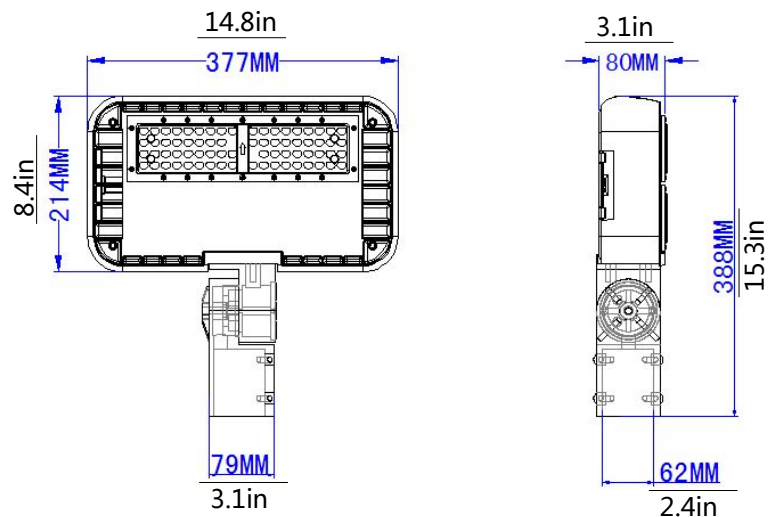


Adjustable Filter / Direct / Yoke Mounting Available



### Advantage

- PHILIPS Chip, high CRI
- SONG SHENG Driver IP65, AC100-277V
- Easy to install and operate
- 5 Year warranty
- Replace 200-250W HID
- Instant start, No flickering, No humming
- Energy Efficient and No Mercury

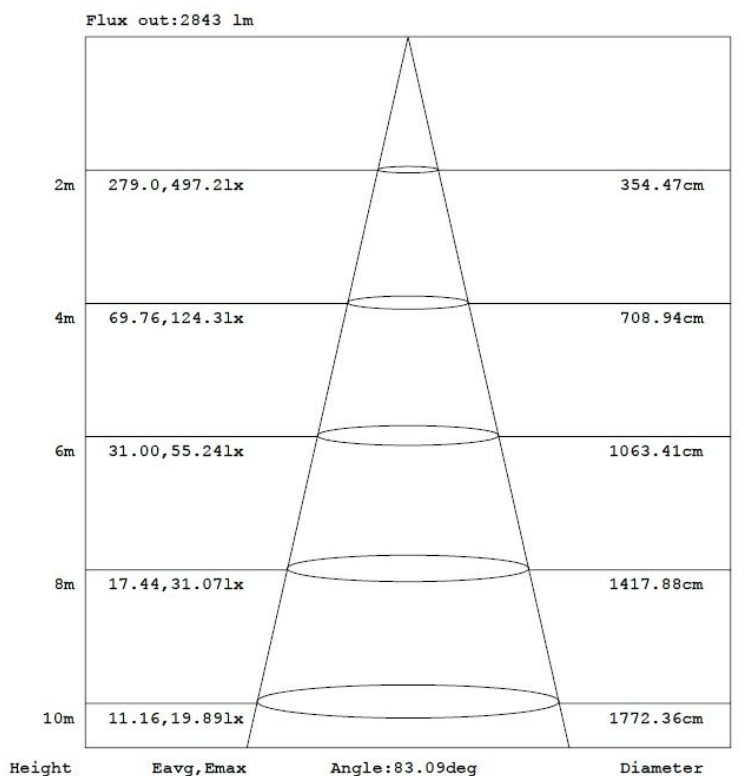
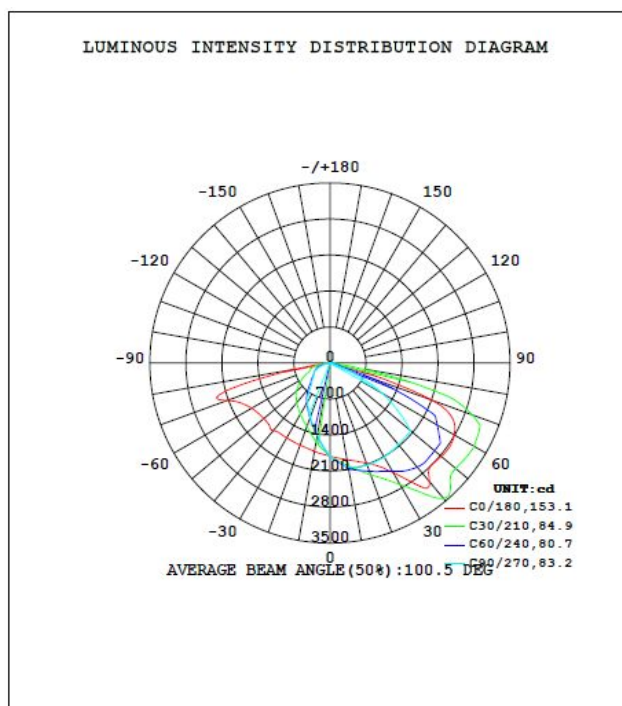


### Applications

1. Outdoor Courts including basketball court, tennis court
2. Outdoor Fields including soccer and football
3. Parking Lots and Pathway Lights
4. Security Light and Flood Light for buildings and outdoor work areas

PRODUCT SPECIFICATIONS	
Product name	LED Shoebox Light
Part No	SUN-SB-60W-211X-1601
Light Type	Shoebox Light
Dimension	377*388*80mm / 14.8*15.3*3.1in
Technical Characteristic	
Color temperature	2700-7000K
CRI	>70
Lumen	6900-7800LM
Lumen Efficacy	100-120LM/W
Input Power	60W
Viewing Angle	150*85 Degree (Type III)
Input Voltage	AC100-277V 50/60Hz
Driver model	SS-75H-48(SONG SHENG Driver)
PFC	>0.9
Waterproof Rating	IP65
MATERIALS	
LED Brand	PHILIPS
LED Type	3030,1.5w
LED QTY	70PCS
Housing	Aluminum
Housing color	Black
LED Module number	1
OTHERS	
Operating Temperature	-20°C to 45°C / -4F to 113F
Operating Humidity	20%-90% RH
Storage Temperature	-30°C to 80°C / -22F to 176F
Storage Humidity	10%-95%
Application	Indoor/Outdoor
Certification	UL
Warranty	5 Years

DATA OF LAMP		PHOTOMETRIC DATA			
MODEL	SUN-SB-60W-211X-1601-5700K	Imax (cd)	3628	S/MH (C0/180)	1.43
NOMINAL POWER (W)	60	LOR (%)	100.0	S/MH (C90/270)	0.75
RATED VOLTAGE (V)	120	TOTAL FLUX (lm)	7499.7	$\eta$ UP, DN (C0-180)	0.0, 69.0
NOMINAL FLUX (lm)	7499.7	CIE CLASS	DIRECT	$\eta$ UP, DN (C180-360)	0.0, 31.0
LAMPS INSIDE	1	$\eta$ up (%)	0.0	CIBSE SHR NOM	1.50
TEST VOLTAGE (V)	120	$\eta$ down (%)	100.0	CIBSE SHR MAX	1.50



Note: The Curves indicate the illuminated area and the average illumination when the luminaire is at different distance.